CREATIVE.LIGHTING

HearthGlow™ Humidifier

Product manual



www.creative.lighting

Safety information

Use a 5 V DC, 2 A power supply. Fill the tank to a maximum of 150 mL. Keep water out of the fan’s air outlet when filling or emptying the tank.

What’s in the box

HearthGlow™ Humidifier, USB-C cable, remote control and user manual.

Product overview

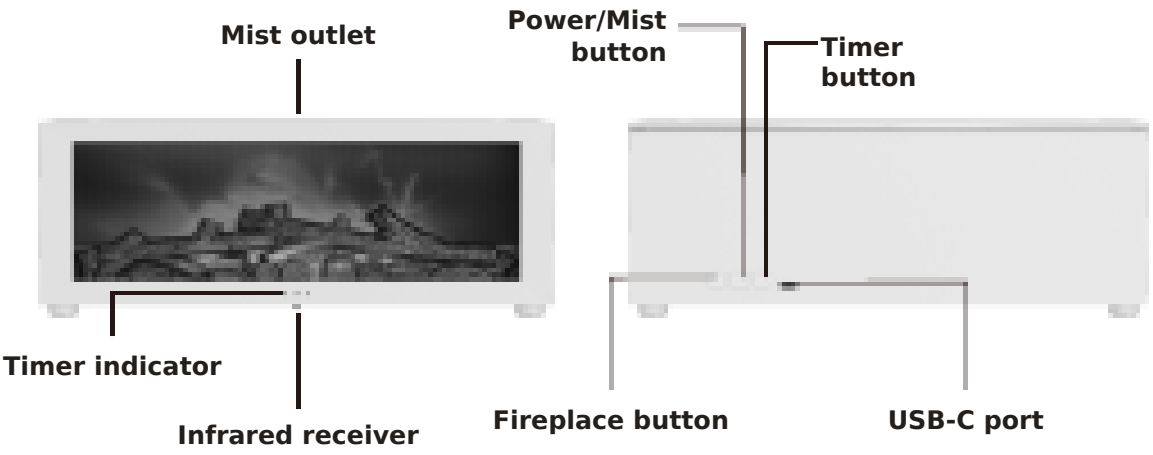

Front and rear views with controls and connection points

Model	A4	**Power input**	5 V DC, 2 A
Dimensions	261 × 101 × 97 mm	**Rated power**	10 W
Weight	Approx. 600 g	**Tank capacity**	150 mL
Materials	PP, ABS, electronic components	**Mist output**	20–25 mL/h

Setup

1. **Fill the water tank**
   Add up to 150 mL of water, pouring into the side shown in the diagram. Keep water away from the fan’s air outlet.

2. **Connect power**
   Connect the included USB-C cable to the USB-C port and a 5 V DC, 2 A power supply. The unit beeps twice when it receives power.

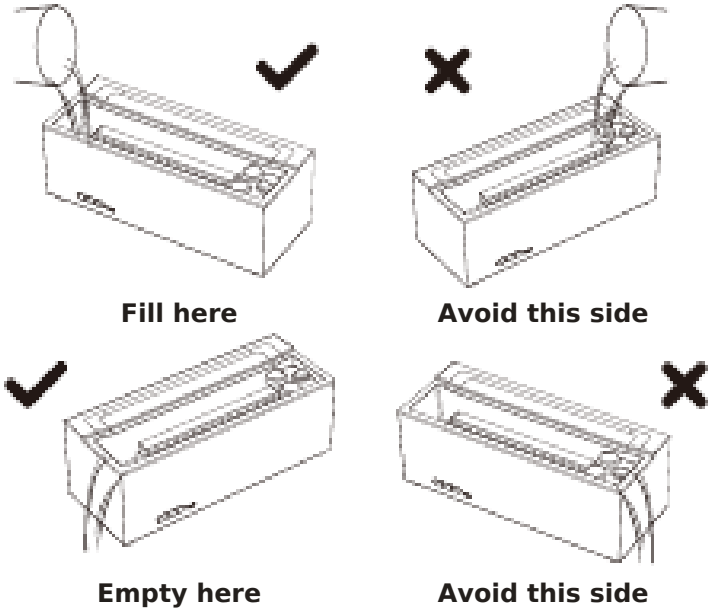

Correct and incorrect ways to fill and empty the tank

How to use

Mist and ambient lighting

1. Press the Power/Mist button to start misting and turn on the ambient light.

2. Press it again to cycle through seven ambient-light colors.

3. Press it a third time to hold the current color.

4. Press it a fourth time to turn off the mist and ambient light.

How to use (continued)

Fireplace lighting

1. Press the fireplace button to turn on the fireplace effect.
2. Press it again to cycle through seven colors.
3. Press it a third time to hold the current color.
4. Press it a fourth time to turn off the fireplace light.

You can use the fireplace light independently. In this mode, the light shuts off automatically after 8 hours.

Timer

1. Press the timer button to set a 1-hour timer.
2. Press it again to select 3 hours, 5 hours or timer off.

When the timer ends, all active functions switch off.

Remote control

Aim the remote at the infrared receiver near the bottom of the unit. Use the labeled buttons to operate the mist, lighting and timer.

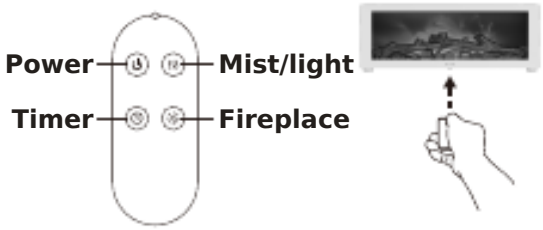

Aim at the receiver near the bottom

Care and maintenance

Empty any remaining water when the humidifier is out of use. Pour from the side shown on page 3 to keep water out of the fan’s air outlet. Emptying the tank helps prevent odors and scale buildup.

Troubleshooting

If the mist stops while the fireplace light stays on, check the water level. The unit switches off the mist and ambient light when the water runs low. Refill as shown on page 3.

A sound from the tank during use is normal. It comes from the misting mechanism.